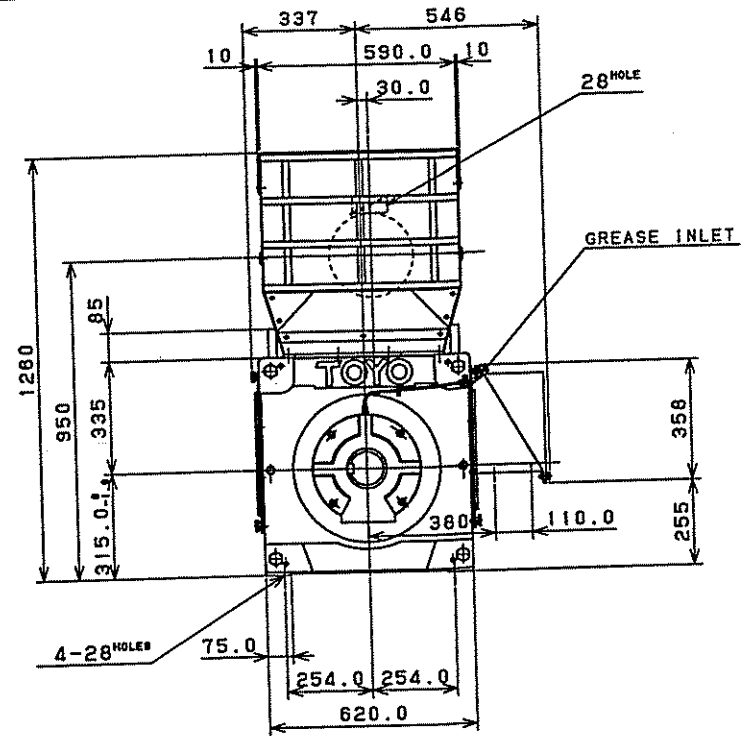
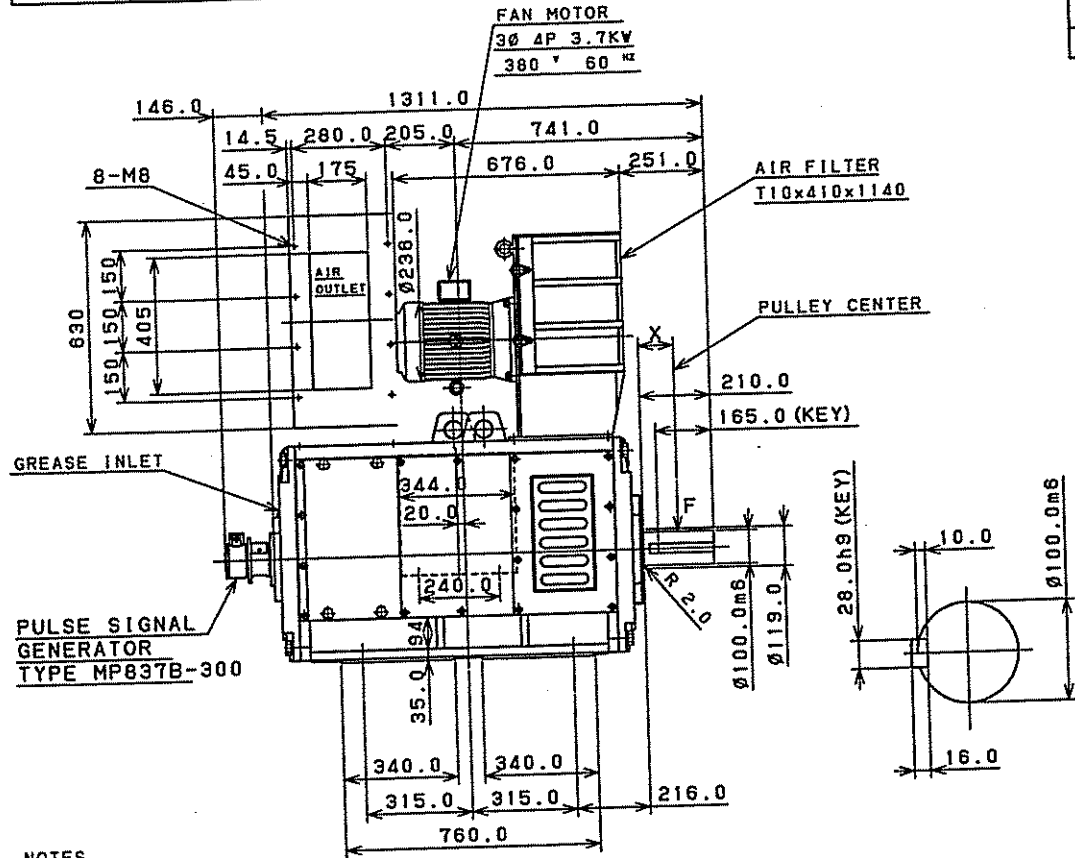


米  
工  
A  
D  
C  
目

CD-304308

TYPE	TIME RATING	OUTPUT	VOLTAGE	CURRENT	SPEED RATING	INS. CLASS
DK5615V	CONT.	150 KW	420 V	370 A	1150 rpm	F

	BRUSH	BEARING	
		COMM. END	OTHER. END
SIZE OR TYPE	20x32x50 (SPLIT)	6318	NU324
NO. PER SET	12	1	1
MATERIAL	SA45		



NOTES

1. FOUNDATION BOLT

- (1) BOLT M24x75 4P.C.S
- (2) STUD H580

2. V PULLEY SPEC.

TYPE	PULLEY P.C.D	X	F (max) KG

3. PAINTING COLOR MUNSELL NO. 5B9/1

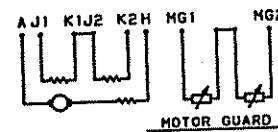
4. CONNECTION WITH OTHER MACHINE  
CONNECTED WITH COUPLING

5. WEIGHT APPROX. 1330 KG

6. BEND OF DUCT IS LESS THAN TWO AND  
LENGTH OF DUCT IS LESS THAN 10 m

7. AREA OF DUCT IS MORE THAN 0.2 m<sup>2</sup>

TERMINAL MARKING



御参考用



REVISION	APPROVED	T. HUKAI	DATE	88-03-28	TYPE	DK5615V	771L	DMD01	TITLE	DWG. NO.	REV. MARK
		S. MIKAZUKI		#698491		GT3-T					
	DESIGNED								東洋電機製造株式会社 TOYO DENKI SEIZO K.K. (TOYO ELECTRIC MFG. CO. LTD.)	CD-304308	
	DRAWN										
	SCALE	N. T. S.	第三角法	3RD ANGLE PROJECTION							